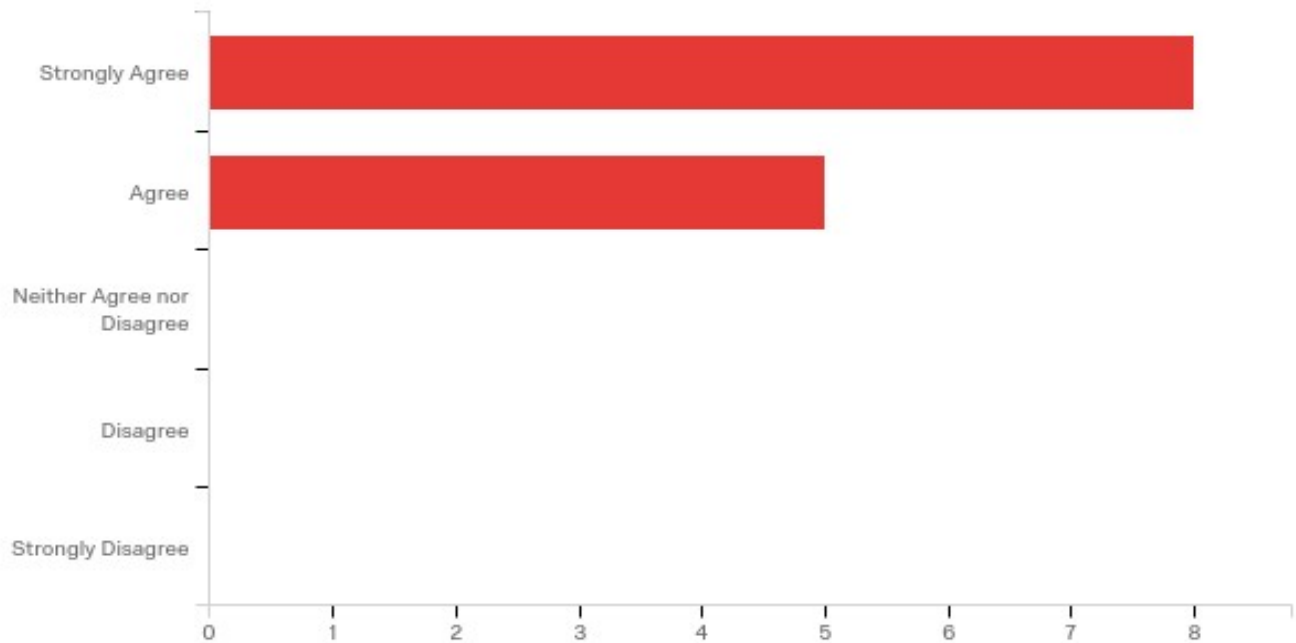


CHEM 237 (509) Rajat Maji

2016 Fall Laboratory Evaluation

December 14th 2016, 10:36 am CST

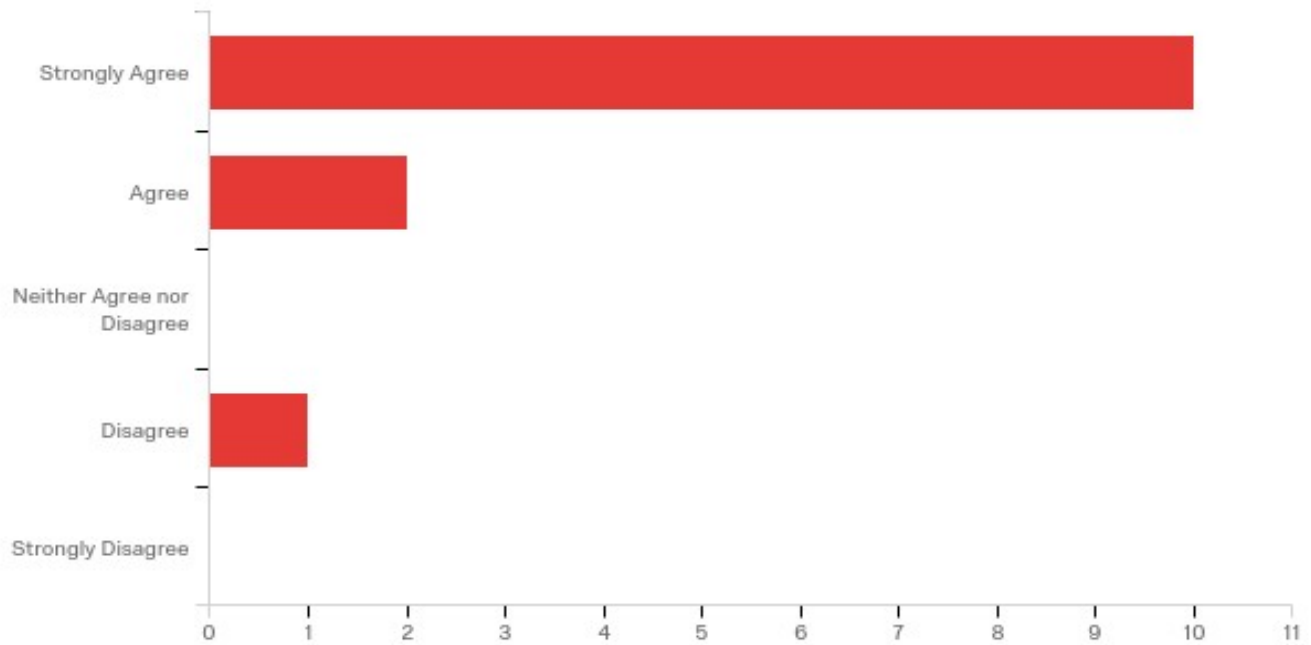
Q1 - My Laboratory Instructor was always well prepared for class.



#	Answer	%	Count
1	Strongly Agree	61.54%	8
2	Agree	38.46%	5
3	Neither Agree nor Disagree	0.00%	0
4	Disagree	0.00%	0
5	Strongly Disagree	0.00%	0
	Total	100%	13

Field	Minimum	Maximum	Mean	Std Deviation	Variance	Count
My Laboratory Instructor was always well prepared for class.	1.00	2.00	1.38	0.49	0.24	13

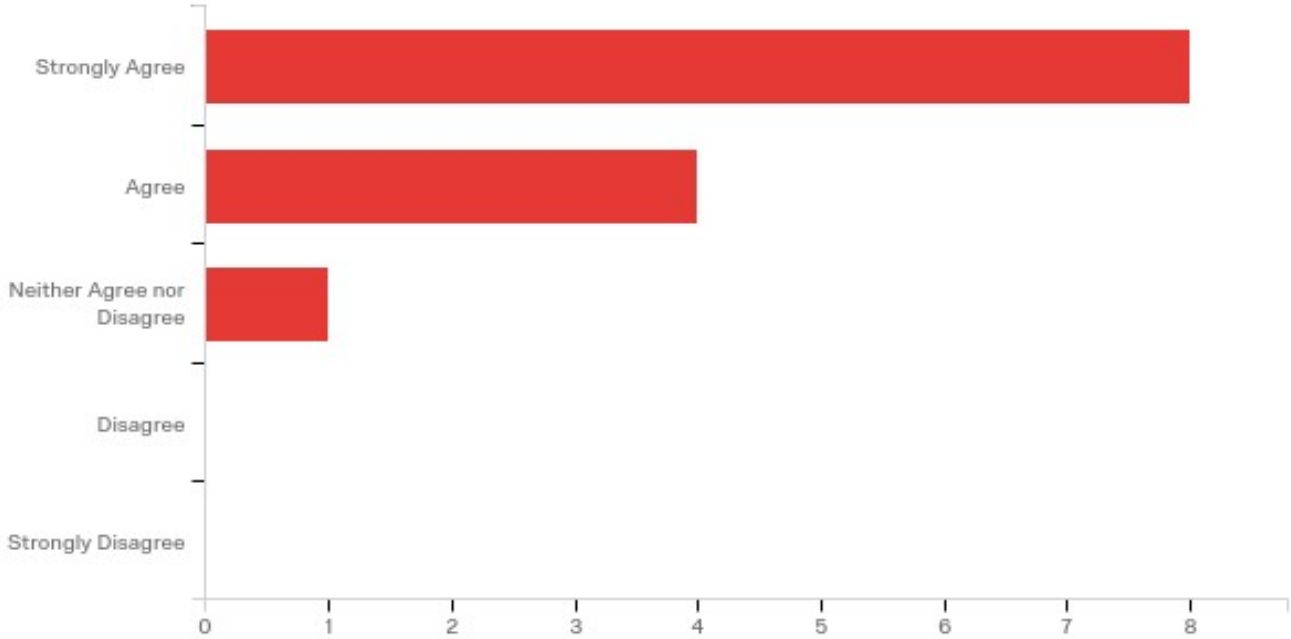
Q2 - My Laboratory Instructor was enthusiastic and appeared to enjoy teaching the class.



#	Answer	%	Count
1	Strongly Agree	76.92%	10
2	Agree	15.38%	2
3	Neither Agree nor Disagree	0.00%	0
4	Disagree	7.69%	1
5	Strongly Disagree	0.00%	0
	Total	100%	13

Field	Minimum	Maximum	Mean	Std Deviation	Variance	Count
My Laboratory Instructor was enthusiastic and appeared to enjoy teaching the class.	1.00	4.00	1.38	0.84	0.70	13

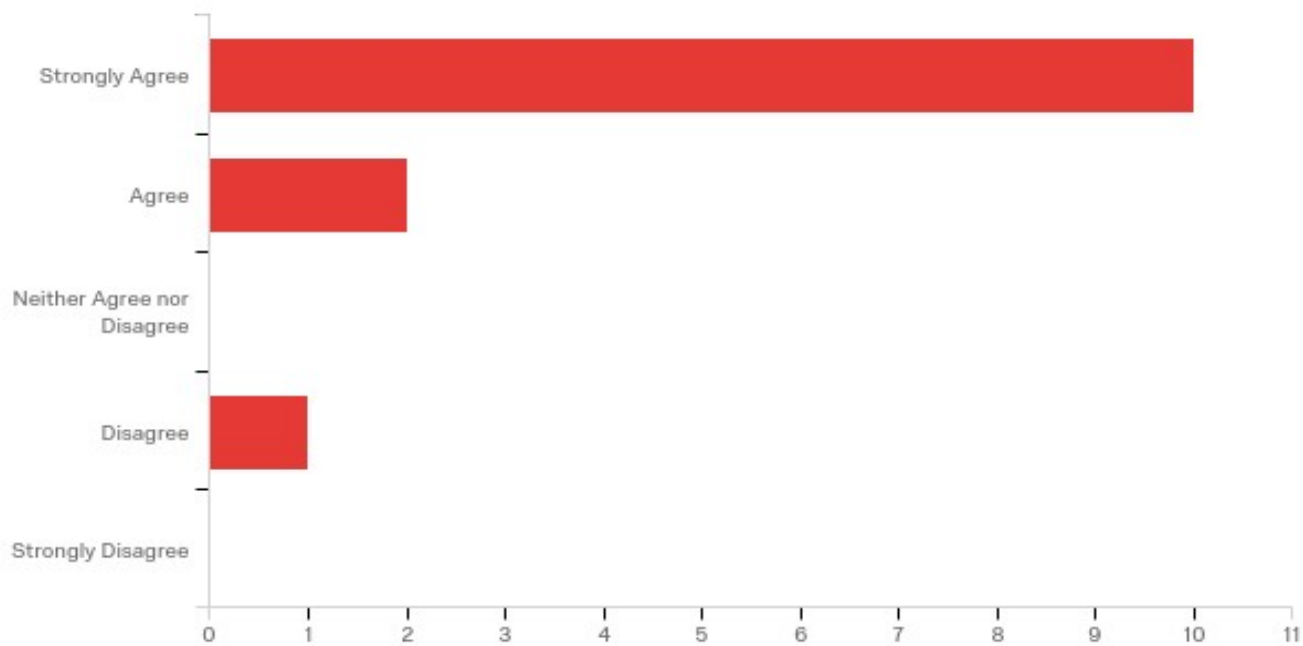
Q3 - My Laboratory Instructor had good communication skills.



#	Answer	%	Count
1	Strongly Agree	61.54%	8
2	Agree	30.77%	4
3	Neither Agree nor Disagree	7.69%	1
4	Disagree	0.00%	0
5	Strongly Disagree	0.00%	0
	Total	100%	13

Field	Minimum	Maximum	Mean	Std Deviation	Variance	Count
My Laboratory Instructor had good communication skills.	1.00	3.00	1.46	0.63	0.40	13

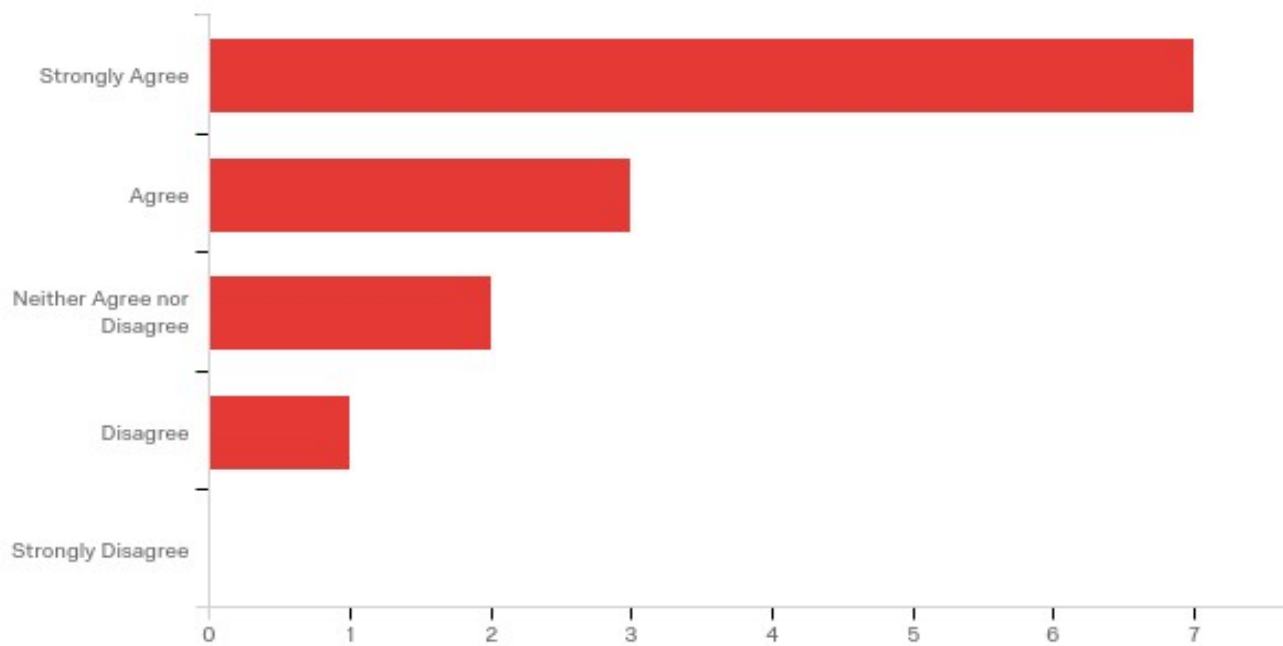
Q4 - My Laboratory Instructor answered questions in a clear friendly and understandable manner.



#	Answer	%	Count
1	Strongly Agree	76.92%	10
2	Agree	15.38%	2
3	Neither Agree nor Disagree	0.00%	0
4	Disagree	7.69%	1
5	Strongly Disagree	0.00%	0
	Total	100%	13

Field	Minimum	Maximum	Mean	Std Deviation	Variance	Count
My Laboratory Instructor answered questions in a clear friendly and understandable manner.	1.00	4.00	1.38	0.84	0.70	13

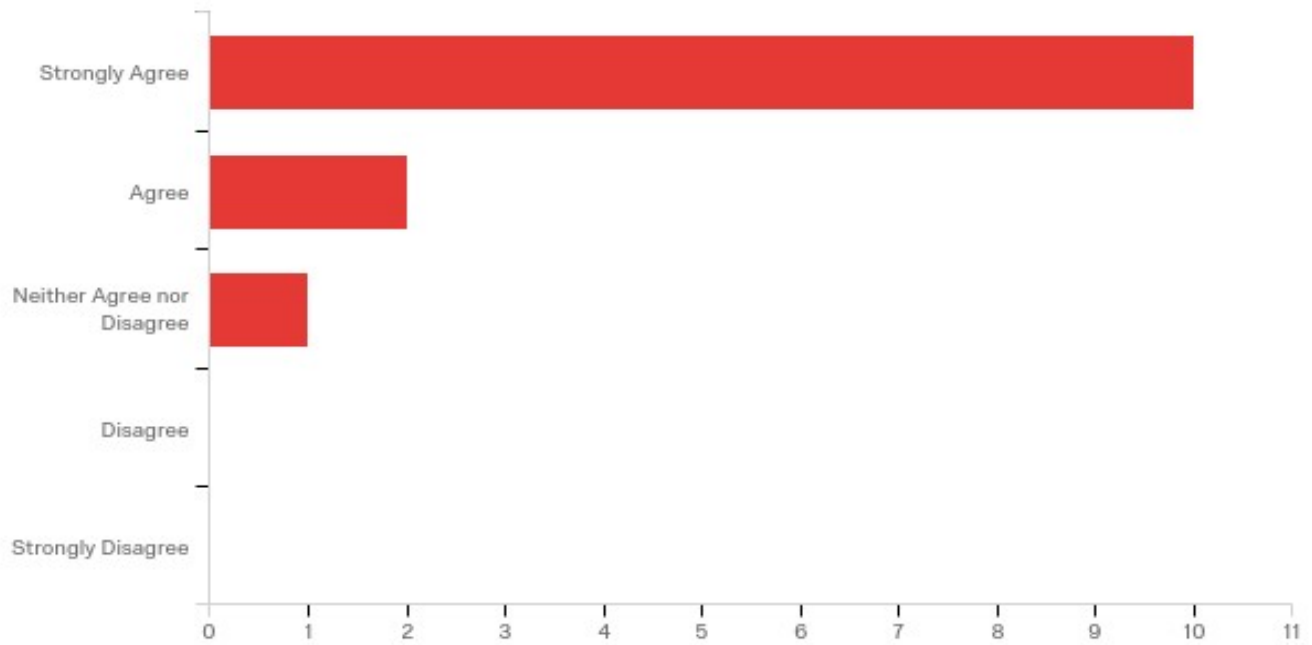
Q5 - My Laboratory Instructor promptly graded and returned quizzes and laboratory reports.



#	Answer	%	Count
1	Strongly Agree	53.85%	7
2	Agree	23.08%	3
3	Neither Agree nor Disagree	15.38%	2
4	Disagree	7.69%	1
5	Strongly Disagree	0.00%	0
	Total	100%	13

Field	Minimum	Maximum	Mean	Std Deviation	Variance	Count
My Laboratory Instructor promptly graded and returned quizzes and laboratory reports.	1.00	4.00	1.77	0.97	0.95	13

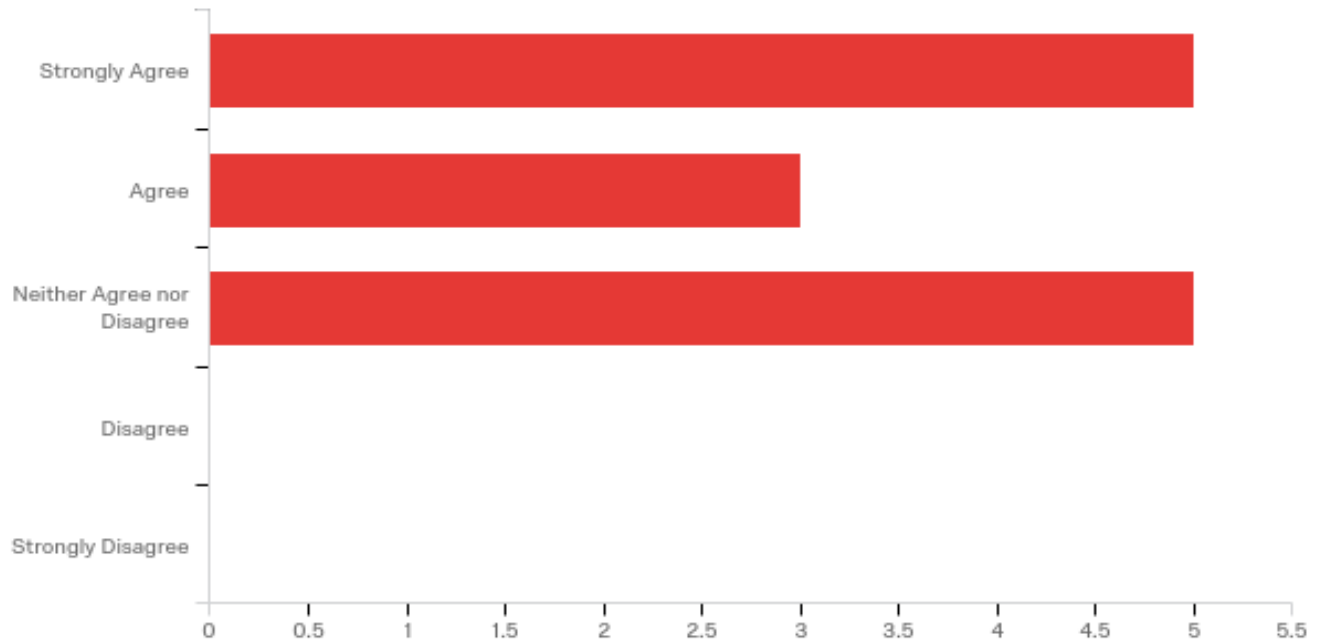
Q6 - My Laboratory Instructor was fair and consistent in grading quizzes and laboratory reports.



#	Answer	%	Count
1	Strongly Agree	76.92%	10
2	Agree	15.38%	2
3	Neither Agree nor Disagree	7.69%	1
4	Disagree	0.00%	0
5	Strongly Disagree	0.00%	0
	Total	100%	13

Field	Minimum	Maximum	Mean	Std Deviation	Variance	Count
My Laboratory Instructor was fair and consistent in grading quizzes and laboratory reports.	1.00	3.00	1.31	0.61	0.37	13

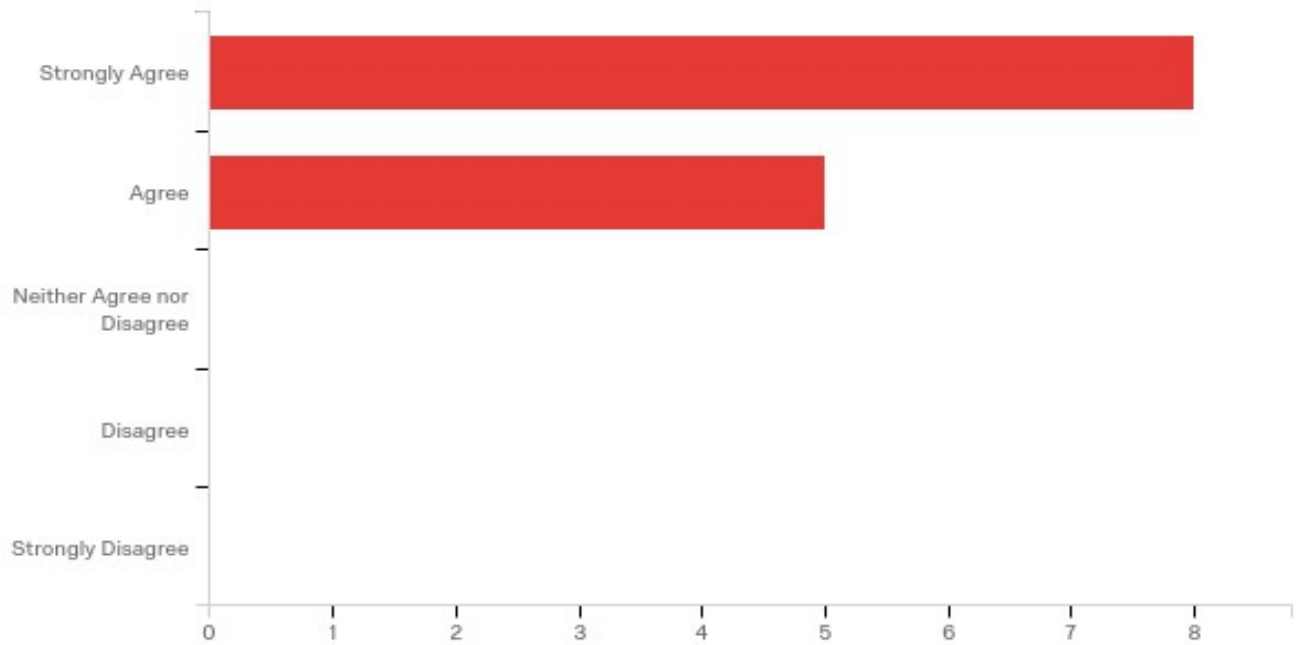
Q7 - My Laboratory Instructor was available outside class for questions and consultation.



#	Answer	%	Count
1	Strongly Agree	38.46%	5
2	Agree	23.08%	3
3	Neither Agree nor Disagree	38.46%	5
4	Disagree	0.00%	0
5	Strongly Disagree	0.00%	0
	Total	100%	13

Field	Minimum	Maximum	Mean	Std Deviation	Variance	Count
My Laboratory Instructor was available outside class for questions and consultation.	1.00	3.00	2.00	0.88	0.77	13

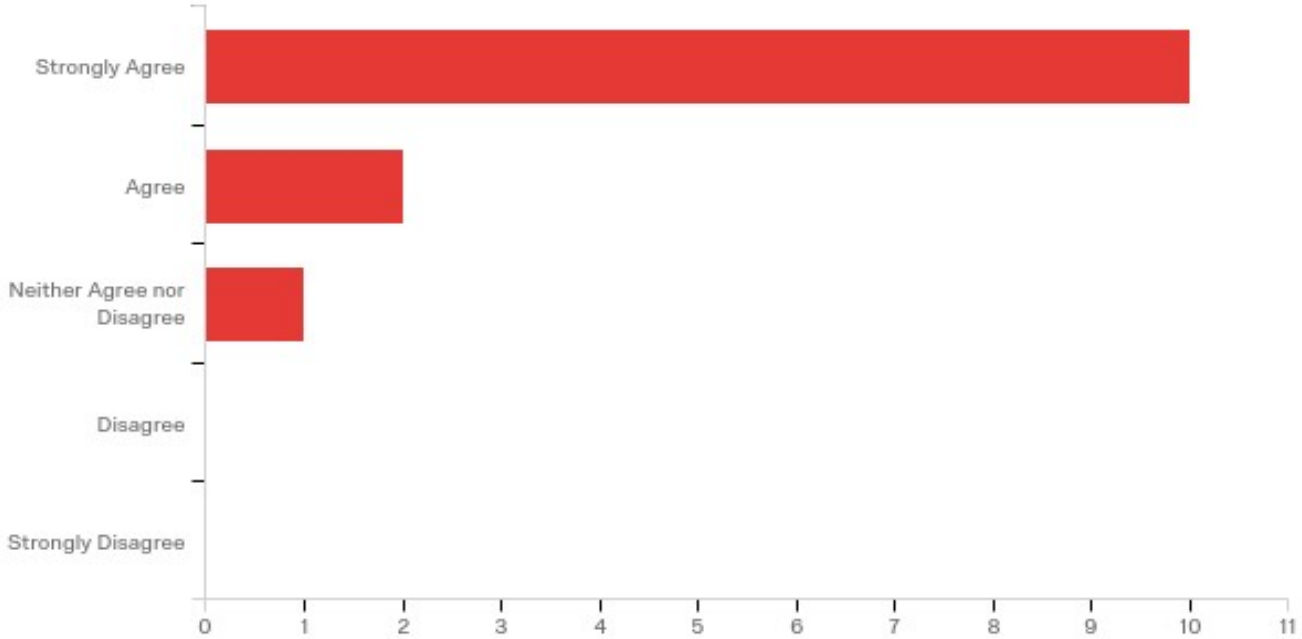
Q8 - My Laboratory Instructor enforced safety regulations in the laboratory.



#	Answer	%	Count
1	Strongly Agree	61.54%	8
2	Agree	38.46%	5
3	Neither Agree nor Disagree	0.00%	0
4	Disagree	0.00%	0
5	Strongly Disagree	0.00%	0
	Total	100%	13

Field	Minimum	Maximum	Mean	Std Deviation	Variance	Count
My Laboratory Instructor enforced safety regulations in the laboratory.	1.00	2.00	1.38	0.49	0.24	13

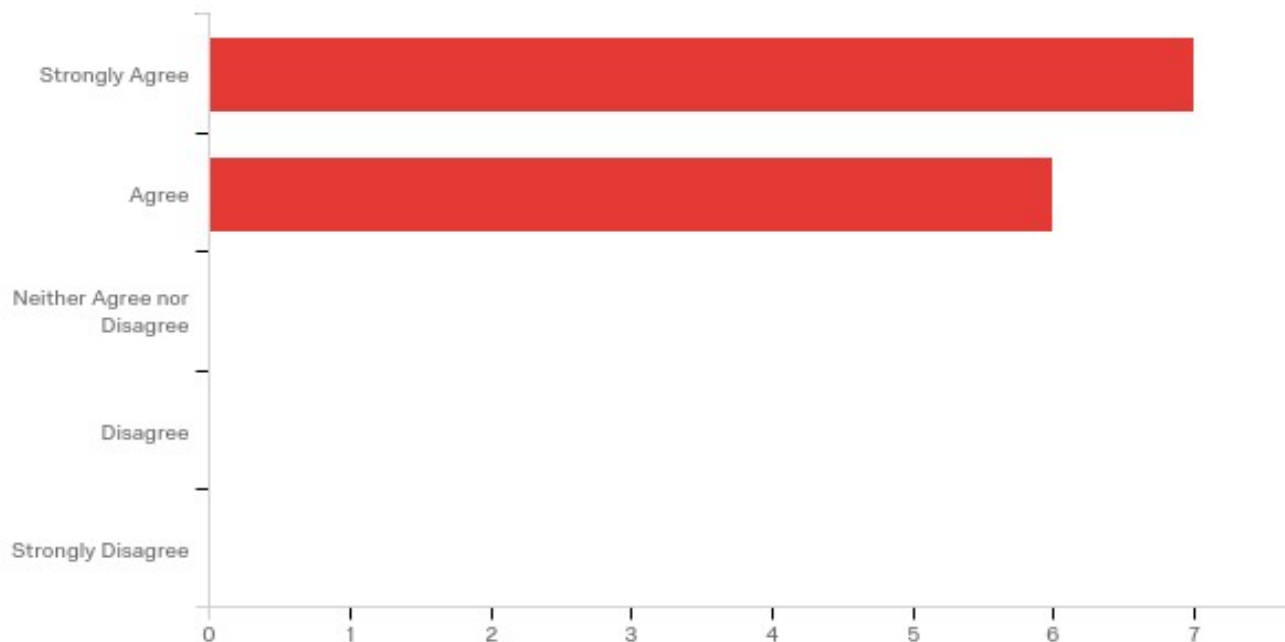
Q9 - I would recommend this Laboratory Instructor to other students.



#	Answer	%	Count
1	Strongly Agree	76.92%	10
2	Agree	15.38%	2
3	Neither Agree nor Disagree	7.69%	1
4	Disagree	0.00%	0
5	Strongly Disagree	0.00%	0
	Total	100%	13

Field	Minimum	Maximum	Mean	Std Deviation	Variance	Count
I would recommend this Laboratory Instructor to other students.	1.00	3.00	1.31	0.61	0.37	13

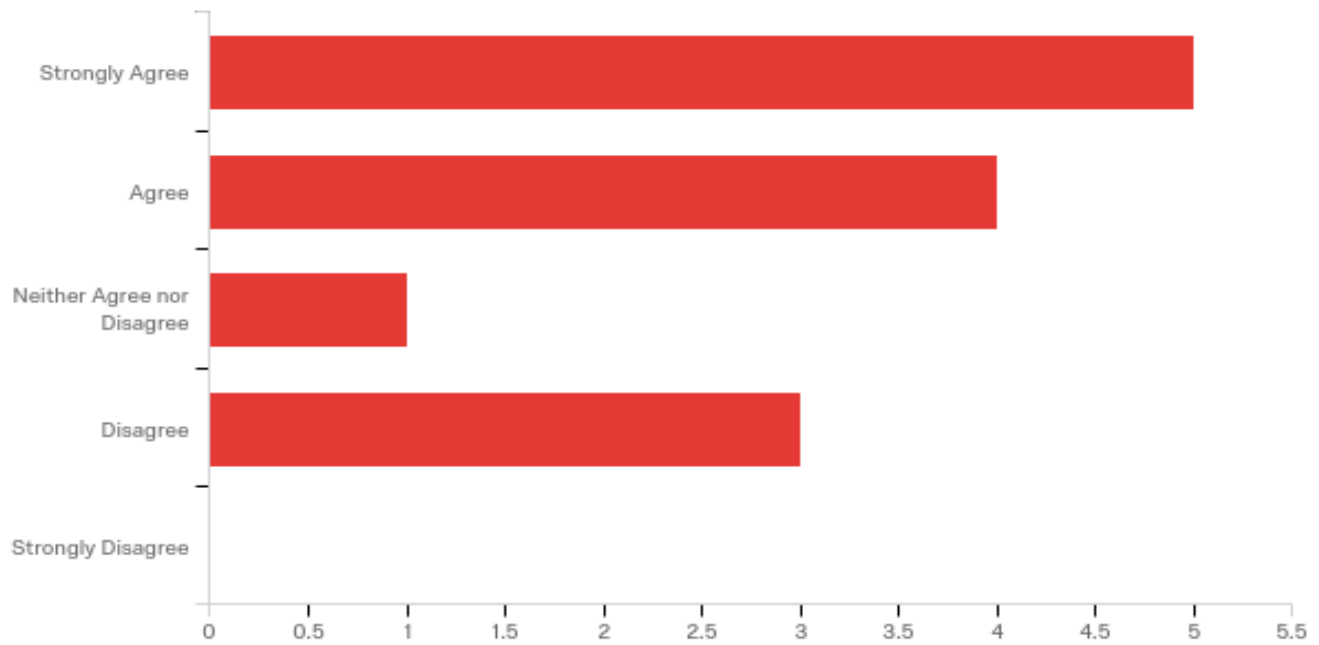
Q10 - My laboratory instructor encouraged class participation.



#	Answer	%	Count
1	Strongly Agree	53.85%	7
2	Agree	46.15%	6
3	Neither Agree nor Disagree	0.00%	0
4	Disagree	0.00%	0
5	Strongly Disagree	0.00%	0
	Total	100%	13

Field	Minimum	Maximum	Mean	Std Deviation	Variance	Count
My laboratory instructor encouraged class participation.	1.00	2.00	1.46	0.50	0.25	13

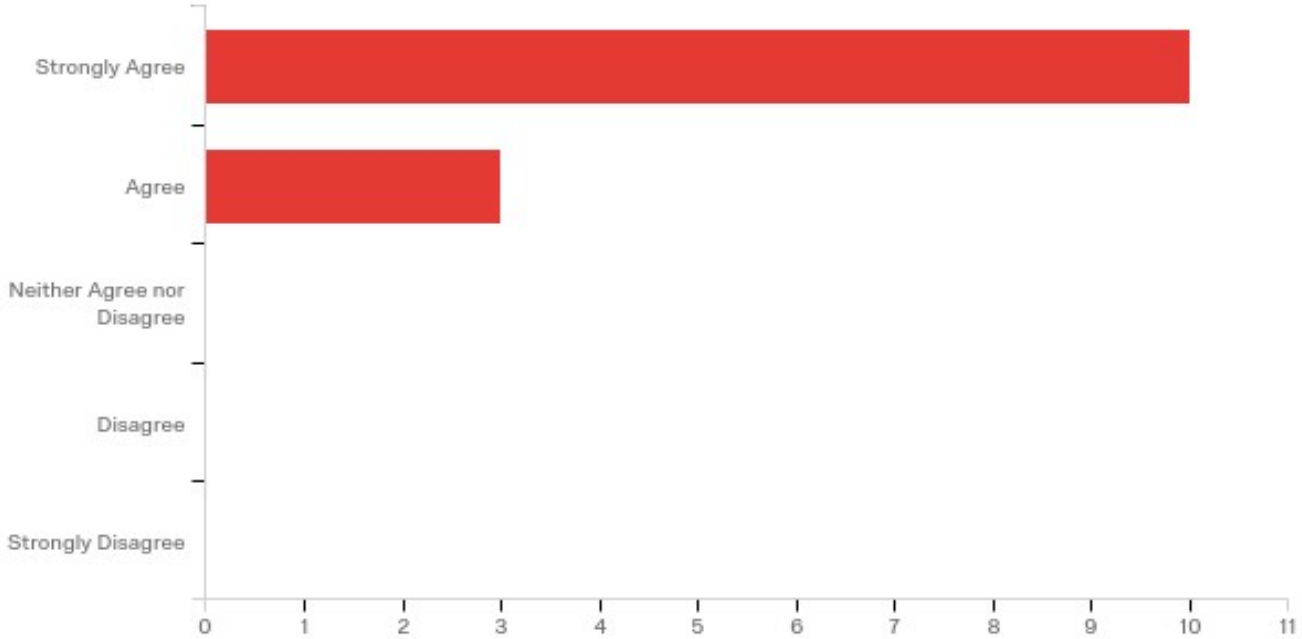
Q11 - The laboratory exercises, experiments, and discussions increased my understanding of the lecture course material.



#	Answer	%	Count
1	Strongly Agree	38.46%	5
2	Agree	30.77%	4
3	Neither Agree nor Disagree	7.69%	1
4	Disagree	23.08%	3
5	Strongly Disagree	0.00%	0
	Total	100%	13

Field	Minimum	Maximum	Mean	Std Deviation	Variance	Count
The laboratory exercises, experiments, and discussions increased my understanding of the lecture course material.	1.00	4.00	2.15	1.17	1.36	13

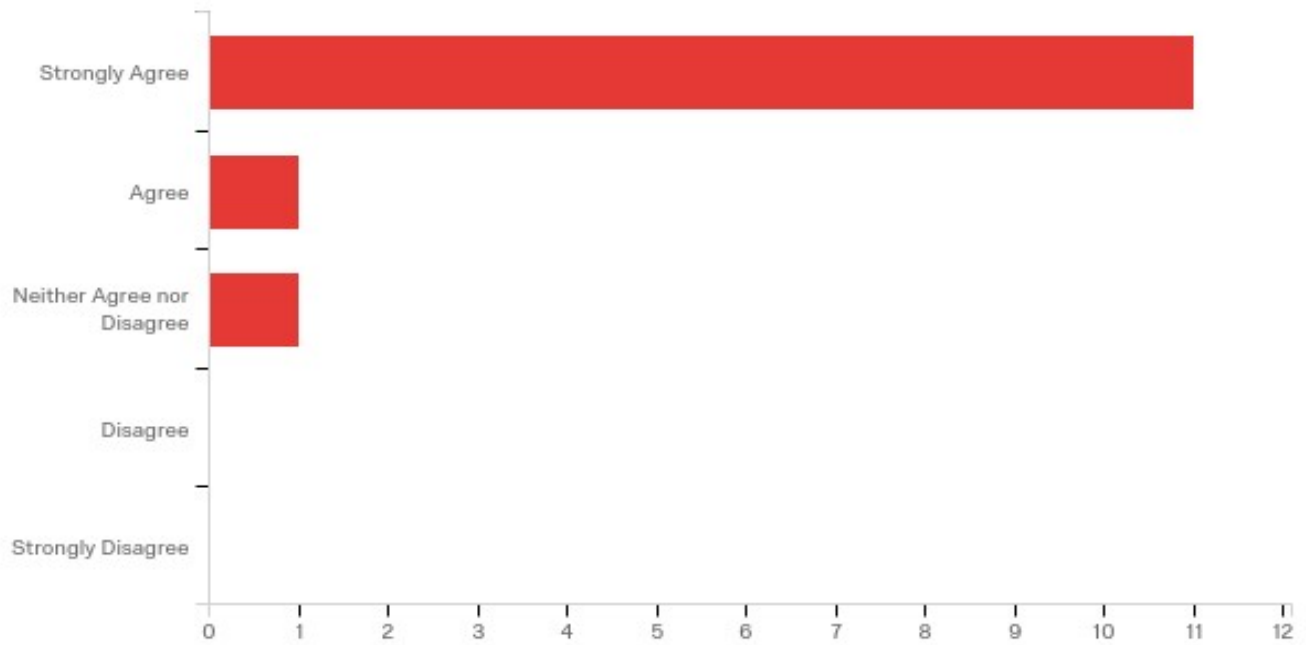
Q12 - My laboratory instructor motivated us to do our best.



#	Answer	%	Count
1	Strongly Agree	76.92%	10
2	Agree	23.08%	3
3	Neither Agree nor Disagree	0.00%	0
4	Disagree	0.00%	0
5	Strongly Disagree	0.00%	0
	Total	100%	13

Field	Minimum	Maximum	Mean	Std Deviation	Variance	Count
My laboratory instructor motivated us to do our best.	1.00	2.00	1.23	0.42	0.18	13

Q13 - My Laboratory Instructor fostered a learning environment that was supportive for all students.



#	Answer	%	Count
1	Strongly Agree	84.62%	11
2	Agree	7.69%	1
3	Neither Agree nor Disagree	7.69%	1
4	Disagree	0.00%	0
5	Strongly Disagree	0.00%	0
	Total	100%	13

Field	Minimum	Maximum	Mean	Std Deviation	Variance	Count
My Laboratory Instructor fostered a learning environment that was supportive for all students.	1.00	3.00	1.23	0.58	0.33	13

Q14 - If you feel there is some way your instructor has been especially effective, please share your comments here:

If you feel there is some way your instructor has been especially effective...

Rajat has been the best TA I have had so far throughout the times I have spent in a lab.

He was personable and worked well with the students. I enjoyed the way he ran the labs the best out of all my lab TAs that I have had so far.

Rajat Maji answered students' questions with patience and treated his students with respect. He was very encouraging and helpful.

HE WAS THE BEST.

Rajat was incredibly helpful in answering my questions and helping me to actually understand what was going on in lab. Previous lab TAs have been very unhelpful. I would recommend Rajat to anyone.

Q15 - If you feel there is some way your instructor could increase teaching effectiveness, please share your comments here:

If you feel there is some way your instructor could increase teaching effec...

N/A

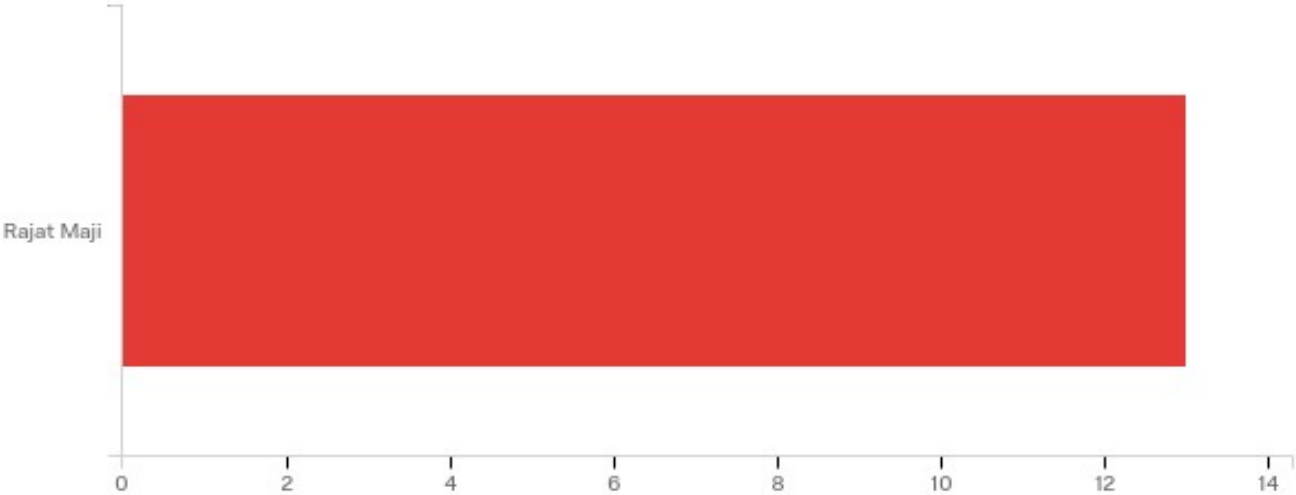
Q16 - Please feel free to make any additional comments regarding this course or your instructor.

Please feel free to make any additional comments regarding this course or y...

Great guy. Would recommend him for any student trying to take a chem 237 lab.

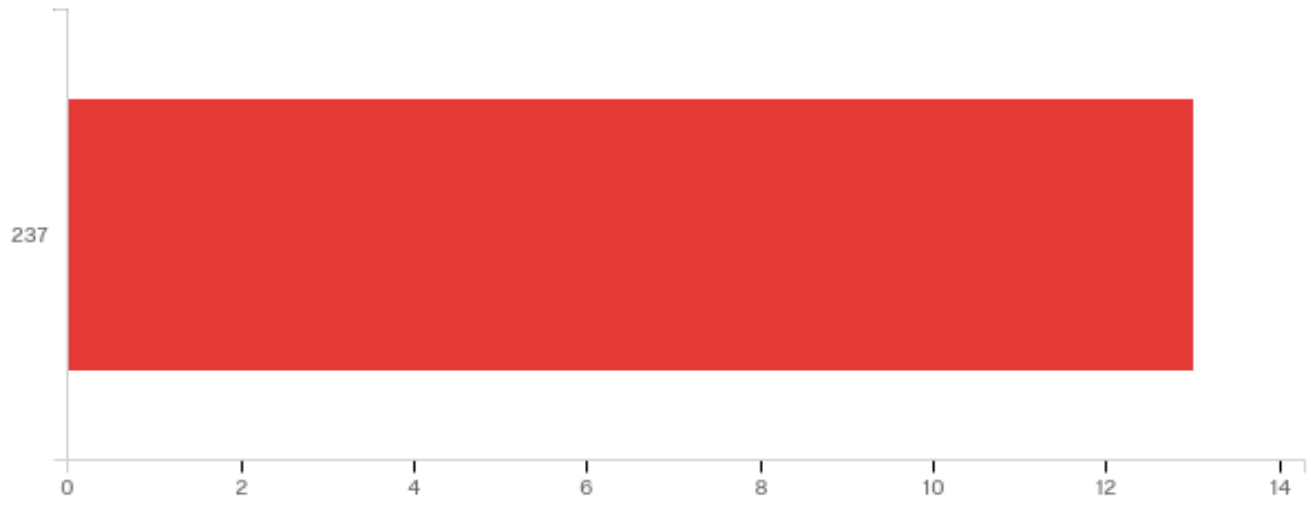
The course is absolutely awful, but our TA gives us the inspiration to push through it.

Instructor



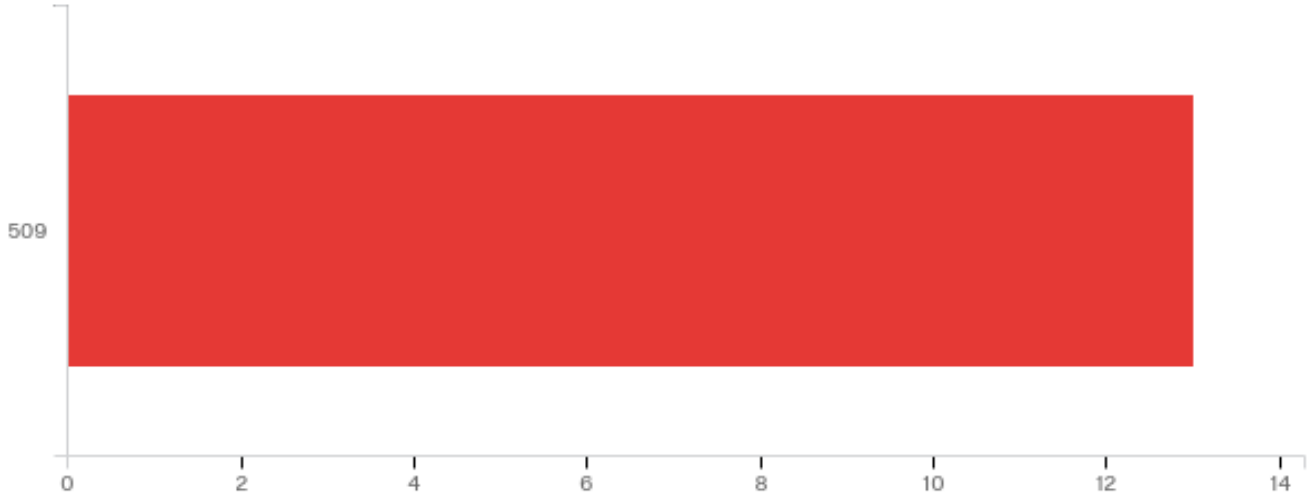
Answer	%	Count
Rajat Maji	100.00%	13
Total	100%	13

Course



Answer	%	Count
237	100.00%	13
Total	100%	13

Section



Answer	%	Count
509	100.00%	13
Total	100%	13